

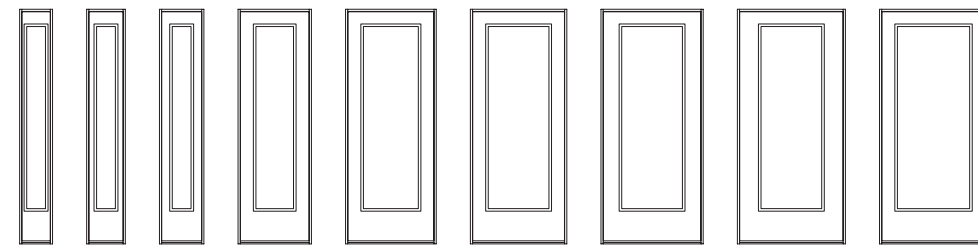
UNIT DIMENSIONS

NEULITE 1-LITE SINGLE PANEL

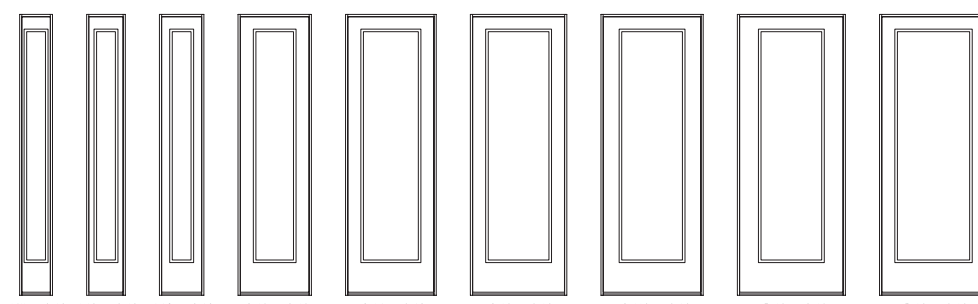
Unit Dim.	11 3/8"	1'-1 3/8"	1'-3 3/8"	2'-1 3/8"	2'-7 3/8"	2'-9 3/8"	3'-0 3/8"	3'-1 3/8"	3'-1 3/8"
Panel Dim.	9 7/8"	11 7/8"	13 7/8"	23 3/4"	29 3/4"	31 3/4"	33 3/4"	35 3/4"	35 3/4"
Glass Dim.	7 1/2"	7 1/2"	7 1/2"	14"	20"	22"	22"	22"	26"

Standard Sill	6'-9 3/16"	6'-8 13/16"	79 1/4"	64"
ADA Sill	8'-1 3/16"	8'-0 13/16"	95 1/4"	80"
	6'-10 7/16"	6'-9"	79 1/4"	64"
	8'-2 7/16"	8'-1"	95 1/4"	80"

OUTSWING

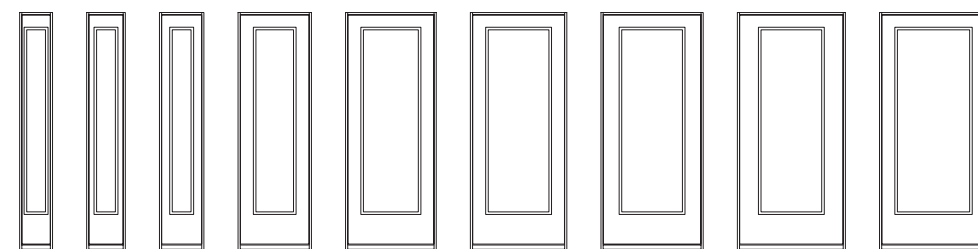


10" x 6/8 ACP 1/0 x 6/8 ACP 1/2 x 6/8 ACP 2/0 x 6/8 A8P 2/6 x 6/8 A3P 2/8 x 6/8 AAP 2/10 x 6/8 A2P-857 3/0 x 6/8 A2P-908 3/0 x 6/8 A4P




10" x 8/0 ADP 1/0 x 8/0 ADP 1/2 x 8/0 ADP 2/0 x 8/0 A9P 2/6 x 8/0 A6P 2/8 x 8/0 ABP 2/10 x 8/0 A2P-857 3/0 x 8/0 A5P-908 3/0 x 8/0 A7P

INSWING





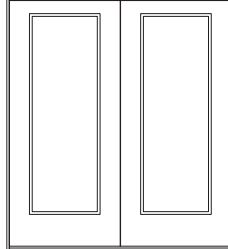
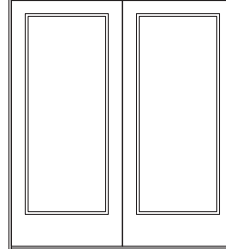


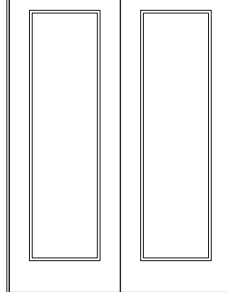
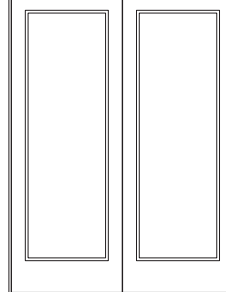
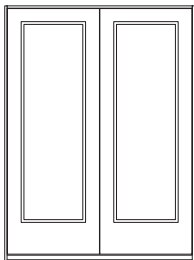
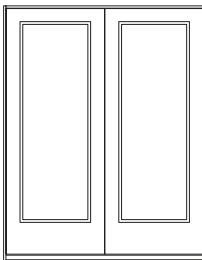
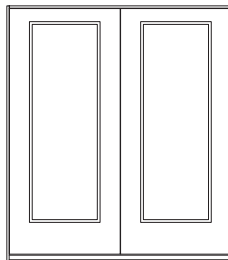
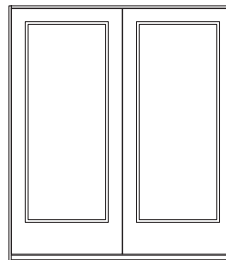




10" x 6/8 ACP 1/0 x 6/8 ACP 1/2 x 6/8 ACP 2/0 x 6/8 A8P 2/6 x 6/8 A3P 2/8 x 6/8 AAP 2/10 x 6/8 A2P-857 3/0 x 6/8 A2P-908 3/0 x 6/8 A4P



10" x 8/0 ADP 1/0 x 8/0 ADP 1/2 x 8/0 ADP 2/0 x 8/0 A9P 2/6 x 8/0 A6P 2/8 x 8/0 ABP 2/10 x 8/0 A2P-857 3/0 x 8/0 A5P-908 3/0 x 8/0 A7P

UNIT DIMENSIONS

NEULITE 1-LITE TWO PANEL UNITS

Unit Dim.	5'-1 1/4"	5'-5 1/4"	5'-9 1/4"	6'-1 1/4"
Standard Sill	29 3/4"	31 3/4"	35 3/4"	35 3/4"
ADA Sill	20"	22"	22"	26"
Panel Dim.	6'-9 3/16"	6'-8 13/16"	6'-10 7/16"	6'-9"
Glass Dim.	79 1/4"	79 1/4"	79 1/4"	79 1/4"
	64"	64"	64"	64"
	8'-1 3/16"	8'-0 13/16"	8'-2 7/16"	8'-1"
	95 1/4"	95 1/4"	95 1/4"	95 1/4"
	80"	80"	80"	80"
OUTSWING				
				
	5/0 x 6/8 A3P	5/4 x 6/8 AAP	5/8 x 6/8 A2P-857	6/0 x 6/8 A4P
				
	5/0 x 8/0 A6P	5/4 x 8/0 ABP	5/8 x 8/0 A5P-857	6/0 x 8/0 A7P
INSWING				
				
	5/0 x 6/8 A3P	5/4 x 6/8 AAP	5/8 x 6/8 A2P-857	6/0 x 6/8 A4P
				
	5/0 x 8/0 A6P	5/4 x 8/0 ABP	5/8 x 8/0 A5P-857	6/0 x 8/0 A7P